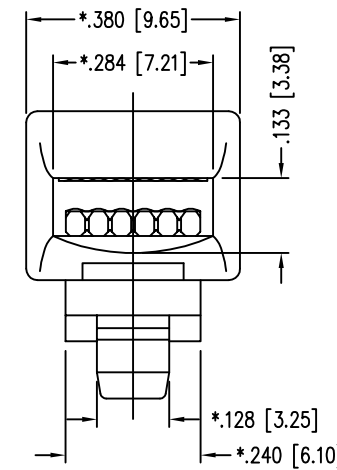
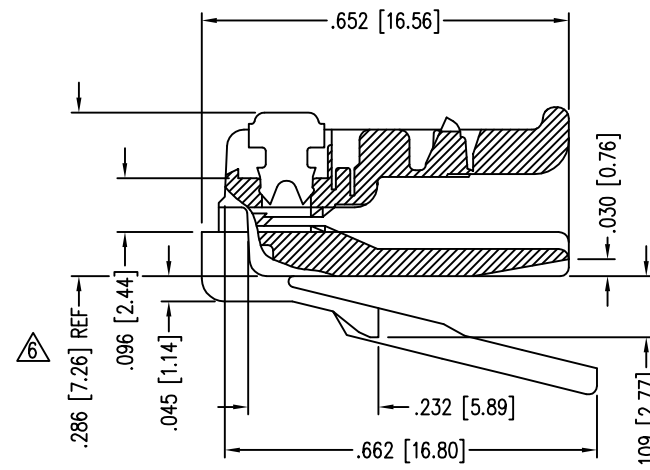
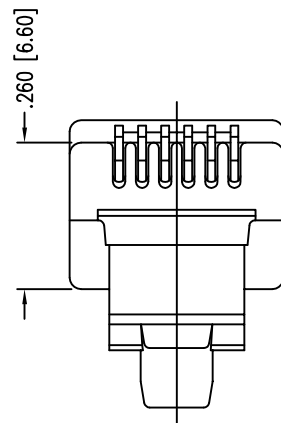
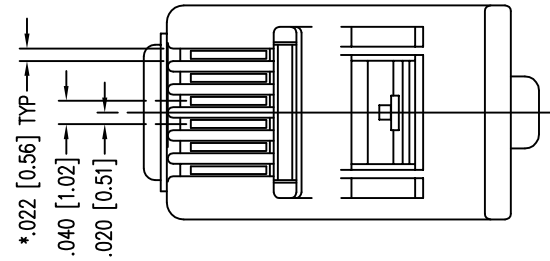


DATE	REV	ECN	APP'D. BY
2/1/06	A5	7460	JM
5/22/12	A6	9471	SMN
1/5/15	A7	10165	TRM

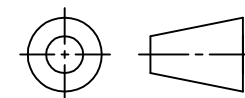


NOTES:

- 1- PLUG KIT CONSISTS OF :
PRE-INSERTED PLUG HOUSING
- 2- MATERIALS :
FRONT HOUSING PLASTIC : CLEAR POLYCARBONATE, UL 94-V0
CONTACTS : PHOSPHOR BRONZE, SELECTIVE GOLD PLATING
- 3- CONTACTS TERMINATE STRANDED CONDUCTORS UP
TO .037 [0.94] OUTSIDE DIAMETER OF INSULATION.
- 4- FOR PRODUCT SPECIFICATION SEE PR026-01.
- 5- TOLERANCES COMPLY WITH F.C.C. DIMENSION REQUIREMENTS.
- △ TERMINATED PLUG HEIGHT: .237 [6.02] ±.005 [0.13]

BULK	50 MICRO-INCHES [1.27um]	937-SP-3066R-SL
PACKAGE	CONTACT PLATING IN MATING AREA	PART NUMBER

THIRD ANGLE PROJECTION



11118 Susquehanna Trail South
Glen Rock, PA 17327-9199
(717) 235-7512

<http://www.stewartconnector.com>

DO NOT SCALE DRAWING
DRAWING IS SUBJECT TO
CHANGE WITHOUT NOTICE

TITLE: SIX CONDUCTOR/SIX POSITION LINE CORD MODULE;
RADIAL BACK, SPECIAL LENGTH

DIMENSIONS: INCHES [METRIC]
UNLESS OTHERWISE SPECIFIED
TOLERANCES ARE ±.005 [0.13]
ANGLES ARE ± 1°

THIS DRAWING AND THE SUBJECT MATTER SHOWN THEREON ARE
CONFIDENTIAL AND THE PROPRIETARY PROPERTY OF STEWART CONNECTOR
AND SHALL NOT BE REPRODUCED, COPIED, OR USED IN ANY MANNER WITHOUT
PRIOR WRITTEN CONSENT OF STEWART CONNECTOR. THIS PRODUCT
MAY BE PROTECTED BY ONE OR MORE OF THE FOLLOWING US PATENTS:
5628647 6402559 6409535 6524128
7753717 8033863
OTHER PATENTS MAY BE PENDING.

DRN BY: KRL DATE 2/1/06

APPD BY: JM DATE 2-1-06

DWG NO. CT300051 REV. A7

SHEET NO. 1 OF 1

