


UBK 2-110V


Discontinued item

Order No.: 2797971

<http://eshop.phoenixcontact.de/phoenix/treeViewClick.do?UID=2797971>

DIN rail module with coarse surge protection for two signal wires.
Self-contacting grounding foot for mounting on NS 32 or NS 35/7.5,
housing width: 17.5 mm. Design: 110 V AC

Commercial data

GTIN (EAN)	 4 017918 073558
Note	Made-to-order
sales group	J332
Pack	10 pcs.
Customs tariff	85363010
Catalog page information	Page 54 (TT-2002)

Product notes

WEEE/RoHS-compliant since:
06/28/2006



<http://www.download.phoenixcontact.com>
Please note that the data given here has been taken from the online catalog. For comprehensive information and data, please refer to the user documentation. The General Terms and Conditions of Use apply to Internet downloads.

Technical data

General

Housing material	PA
Inflammability class acc. to UL 94	V2
Ambient temperature (operation)	-20 °C ... 60 °C
Degree of protection	IP20

Protective circuit

Nominal voltage U_N	110 V AC
Nominal current I_N	2 A
Operating effective current I_c at U_c	$\leq 1 \mu\text{A}$
Ground conductor current I_{PE}	$\leq 1 \mu\text{A}$
Nominal discharge surge current I_n (8/20) μs (Core-Earth)	10 kA
Output voltage limitation at 1 kV/ μs (Core-Core) static	$\leq 450 \text{ V}$
Output voltage limitation at 1 kV/ μs (Core-Earth) static	$\leq 450 \text{ V}$
Response time t_A (Core-Earth)	$\leq 100 \text{ ns}$

Connection data

Stripping length	8 mm
Conductor cross section stranded min.	0.2 mm ²
Conductor cross section stranded max.	2.5 mm ²
Conductor cross section solid min.	0.2 mm ²
Conductor cross section solid max.	4 mm ²
Conductor cross section AWG/kcmil min.	24
Conductor cross section AWG/kcmil max	12

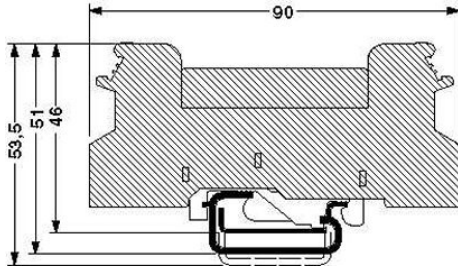
Certificates / Approvals

Certification

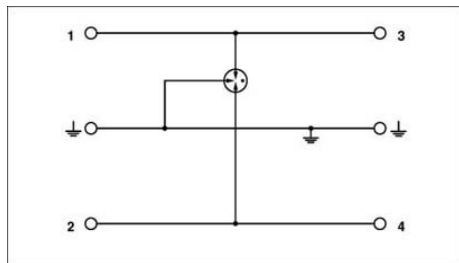
GOST

Diagrams/Drawings

Dimensioned drawing



Circuit diagram



Address

PHOENIX CONTACT Deutschland GmbH
Flachmarktstr. 8
32825 Blomberg, Germany
Phone +49 5235 3 12000
Fax +49 5235 3 41200
<http://www.phoenixcontact.de>



© 2011 Phoenix Contact
Technical modifications reserved;