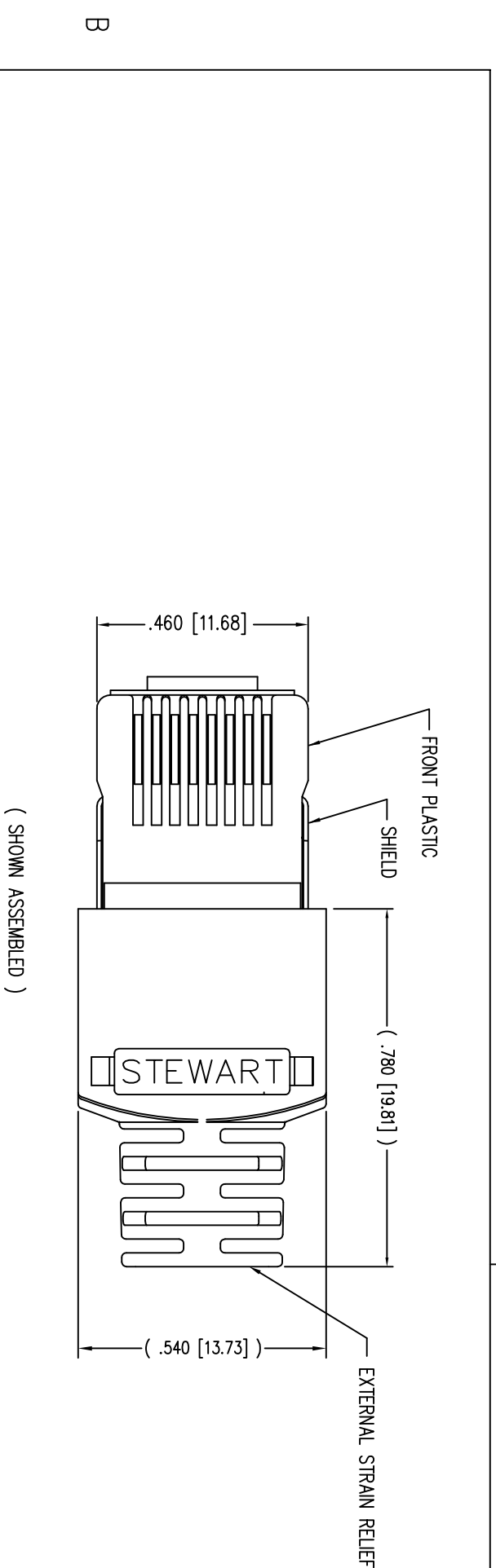
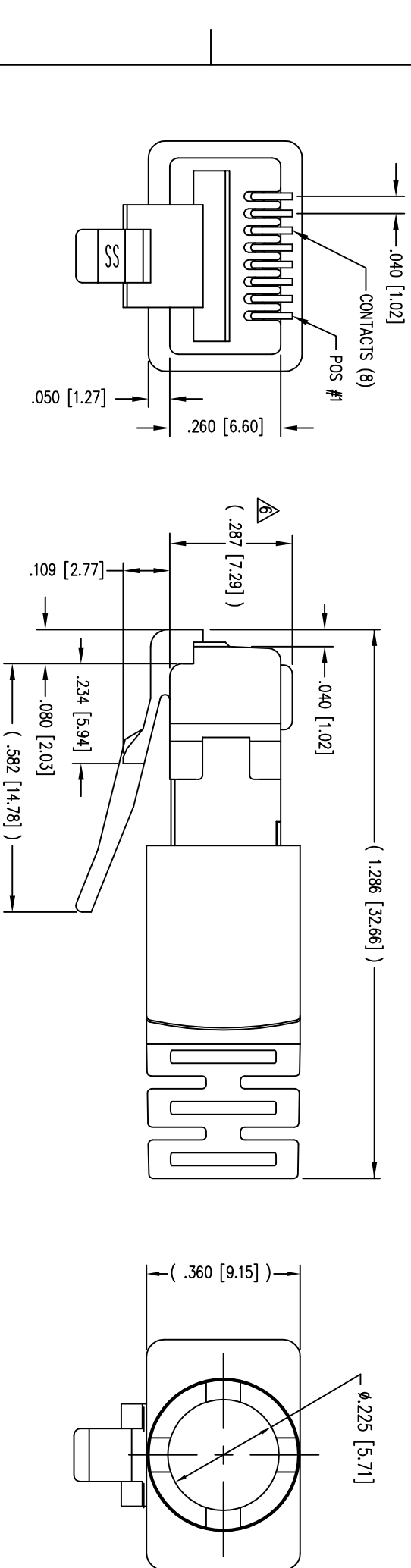


DATE	REV	EON	APP'D. BY
1/31/06	B1	7462	JM
7-15-08	B2	8487	TRM
2-14-11	B3	9128	TRM
5-23-12	B4	9478	SMN



B


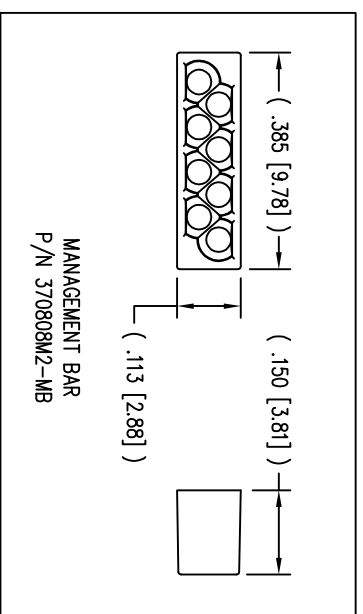
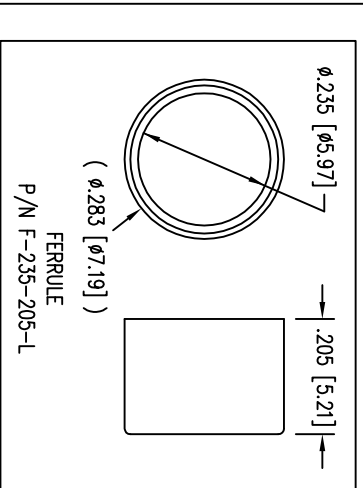
B



- NOTES:
- 1- PLUG KIT CONSISTS OF :
PRE-INSERTED PLUG HOUSING & SHIELD
MANAGEMENT BAR
FERRULE
HOUSING
 - 2- MATERIALS :
FRONT HOUSING PLASTIC : CLEAR POLYCARBONATE, UL 94-V0
MANAGEMENT BAR : CLEAR POLYCARBONATE, UL 94-V0
SHIELD : TIN PLATED BRASS
CONTACTS : PHOSPHOR BRONZE, SELECTIVE GOLD PLATING
FERRULE : NICKEL OR TIN PLATED BRASS
 - 3- CONTACTS TERMINATE STRANDED & SOLID CONDUCTORS UP TO .042 [1.07] OUTSIDE DIAMETER OF INSULATION.
 - 4- FOR PRODUCT SPECIFICATION SEE PRO26-01.
 - 5- DIMENSIONS AND TOLERANCES COMPLY WITH TIA-1096 STANDARD.
 - △ TERMINATED PLUG HEIGHT: .237 [6.02] ±.005 [0.13]
 - 7- DESIGNED FOR CATEGORY 5/5e APPLICATIONS.

A

A



<p>THIRD ANGLE PROJECTION</p>		<p>DO NOT SCALE DRAWING DRAWING IS SUBJECT TO CHANGE WITHOUT NOTICE</p>		<p>DIMENSIONS: INCHES [METRIC]</p>		<p>UNLESS OTHERWISE SPECIFIED TOLERANCES ARE ±.005 [0.13] ANGLES ARE ± 1°</p>		<p>SHEET NO. 1 OF 1</p>	
<p>Bel Stewart Connector</p> <p>11118 Susquehanna Trail South Glen Rock, PA 17327-9199 (717) 235-7512 Fax: (717) 235-7954 http://www.stewartconnector.com</p>		<p>TITLE: SHIELDED CAT 5 PLUG 8 X 8 SHIELDED PLUG</p>		<p>DRN BY: R.P. DATE: 3-22-01</p>		<p>APPD BY: TCM DATE: 3-22-01</p>		<p>DWG NO. CT370037 REV. B4</p>	